

CARE **COLLEGE OF ENGINEERING**

Approved by AICTE, New Delhi | Affiliated to Anna University, Chennai

Accredited by NAAC with 'A' Grade
#27, Thayanur, Tiruchirappalli - 620009



NAAC – CRITERION 2

Teaching – Learning & Evaluation

2.7.1 Student Satisfaction Survey

[Proofs]

Index

S.No	Contents	Page.No
1	NAAC Student Satisfaction Survey - Questionnaire	1-10
2	Student Satisfaction Survey – Summary Analysis	11-24
3	Student Satisfaction Survey – Students Response	25-29

CARE COLLEGE OF ENGINEERING

Student Satisfaction Survey

All students should fill the Student Satisfaction Survey Form given below. Students should carefully examine the questions and answer the right answers. The hierarchy of options are as follows:

- 4- Excellent
- 3- Good
- 2- Neutral
- 1- Bad
- 0- Worst

* Indicates required question

1. Email *

2. 1.CARE Email ID *

3. 2.Name *

4. 3.Gender *

Mark only one oval.

Female

Male

5. 4.Year of joining *

Mark only one oval.

2020

2021

2022

2023

6. 5.Register Number *

7. 6.Year *

Mark only one oval.

I

II

III

IV

8. 7. What degree program are you pursuing now? *

Mark only one oval.

B.E / B.Tech

M.E

M.B.A

9. 8.Department *

Mark only one oval.

- AI&DS
- CSE
- CIVIL
- ECE
- MECH
- MBA
- M.E.- CSE (AI&ML)

Questionnaires

10. 1. How much of the syllabus was covered in the class? *

Mark only one oval.

- 4 – 85 to 100%
- 3 – 70 to 84%
- 2 – 55 to 69%
- 1– 30 to 54%
- 0 –Below 30%

11. 2. How well did the teachers prepare for the classes? *

Mark only one oval.

- 4 –Thoroughly
- 3 – Satisfactorily
- 2 – Poorly
- 1 – Indifferently
- 0 – Won't teach at all

12. 3. How well were the teachers able to communicate? *

Mark only one oval.

- 4 – Always effective
- 3 – Sometimes effective
- 2 – Just satisfactorily
- 1– Generally ineffective
- 0– Very poor communication

13. 4. The teacher's approach to teaching can best be described as *

Mark only one oval.

- 4– Excellent
- 3 – Very good
- 2 – Good
- 1 – Fair
- 0– Poor

14. 5. Fairness of the internal evaluation process by the teachers. *

Mark only one oval.

- 4 – Always fair
- 3 – Usually fair
- 2 – Sometimes unfair
- 1 – Usually unfair
- 0– Unfair

15. 6. Was your performance in assignments discussed with you? *

Mark only one oval.

- 4 – Every time
- 3 – Usually
- 2 – Occasionally/Sometimes
- 1 – Rarely
- 0– Never

16. 7. The institute takes active interest in promoting internship, student exchange, field visit opportunities for students. *

Mark only one oval.

- 4 – Regularly
- 3 – Often
- 2 – Sometimes
- 1 – Rarely
- 0– Never

17. 8. The teaching and mentoring process in your institution facilitates you in cognitive, social and emotional growth. *

Mark only one oval.

- 4 – Significantly
- 3 – Very well
- 2 – Moderately
- 1 – Marginally
- 0– Not at all

18. 9. The institution provides multiple opportunities to learn and grow. *

Mark only one oval.

- 4 – Strongly agree
- 3 – Agree
- 2 – Neutral
- 1 – Disagree
- 0– Strongly disagree

19. 10. Teachers inform you about your expected competencies, course outcomes and programme outcomes. *

Mark only one oval.

- 4 – Every time
- 3 – Usually
- 2– Occasionally/Sometimes
- 1 – Rarely
- 0– Never

20. 11. Your mentor does a necessary follow-up with an assigned task to you. *

Mark only one oval.

- 4 – Every time
- 3 – Usually
- 2 – Occasionally/Sometimes
- 1– Rarely
- 0 – I don't have a mentor

21. 12. The teachers illustrate the concepts through examples and applications. *

Mark only one oval.

- 4 – Every time
- 3 – Usually
- 2 – Occasionally/Sometimes
- 1 – Rarely
- 0 – Never

22. 13. The teachers identify your strengths and encourage you with providing right *
level of challenges.

Mark only one oval.

- 4 – Fully
- 3 – Reasonably
- 2 – Partially
- 1 – Slightly
- 0 – Unable to

23. 14. Teachers are able to identify your weaknesses and help you to overcome *
them.

Mark only one oval.

- 4 – Every time
- 3 – Usually
- 2 – Occasionally/Sometimes
- 1 – Rarely
- 0 – Never

24. 15. The institution makes effort to engage students in the monitoring, review and continuous quality improvement of the teaching learning process. *

Mark only one oval.

- 4 – Strongly agree
- 3 – Agree
- 2 – Neutral
- 1 – Disagree
- 0 – Strongly disagree

25. 16. The institute/ teachers use student centric methods, such as experiential learning, participative learning and problem solving methodologies for enhancing learning experiences. *

Mark only one oval.

- 4 – To a great extent
- 3 – Moderate
- 2 – Some what
- 1 – Very little
- 0 – Not at all

26. 17. Teachers encourage you to participate in extracurricular activities.

Mark only one oval.

- 4 – Strongly agree
- 3 – Agree
- 2 – Neutral
- 1 – Disagree
- 0 – Strongly disagree

27. 18. Efforts are made by the institute/ teachers to inculcate soft skills, life skills and employability skills to make you ready for the world of work. *

Mark only one oval.

- 4 – To a great extent
- 3 – Moderate
- 2 – Some what
- 1 – Very little
- 0 – Not at all

28. 19. What percentage of teachers use ICT tools such as LCD projector, Multimedia, etc. while teaching. *

Mark only one oval.

- 4 – Above 90%
- 3 – 70 – 89%
- 2 – 50 – 69%
- 1 – 30 – 49%
- 0 – Below 29%

29. 20. The overall quality of teaching-learning process in your institute is very good. *

Mark only one oval.

- 4 – Strongly agree
- 3 – Agree
- 2 – Neutral
- 1 – Disagree
- 0 – Strongly disagree

30. 21. Give some observation / suggestions to improve the overall teaching – *
learning experience in your institution.

This content is neither created nor endorsed by Google.

Google Forms

CARE COLLEGE OF ENGINEERING Student Satisfaction Survey

643 responses

[Publish analytics](#)



1.CARE Email ID

643 responses

Sneha.v@care.ac.in

novaarockiaraj.v@care.ac.in

dharunika.m@care.ac.in

hanish.ka@care.ac.in

kayalvizhi.r@care.ac.in

charukesi.s@care.ac.in

subhiksha.s@care.ac.in

sujitha.r@care.ac.in

sudharsan.r@care.ac

arasu.c@care.ac.in

eswaramoorthi.m@Carr.ac.in

christiana.a@care.ac.in

Sanjay.r.ece@care.ac.in

mohamedashith.m@care.ac.in

muthuram.m@care.ac.in

mariadaniapushparaj.p.civil@care.ac.in

rakesh.r08@care.ac.in

ashvin.a.civil@care.ac.in

manibalan.p.civil@care.ac.in

tharunraja.m.civil@care.ac.in

dineshpatel.civil@care.ac.in



2.Name

643 responses

Balaji

Akash A

Subash.s

Karthik raja

V. SNEHA

Nova Arockia Raj V

Dharunika M

K.A.HANISH

KAYAL VIZHI. R

S.charukesi

Subhiksha

Sujitha

Sudharsan R

ARASU.C

Eswaramoorthi.M

CHRISTINA.A

Sanjay.R

M.Mohamed Ashith

MUTHURAM M

Maria danial pushparaj. P

RAKESH R



S.maha shree

Vishvashree G R

Gayathri

Mohamed Arshath.M

Dinesh Kumar

Kamaraj. D

SURYA D

Annaladasu. Mahesh Babu

Dhayanithi.D

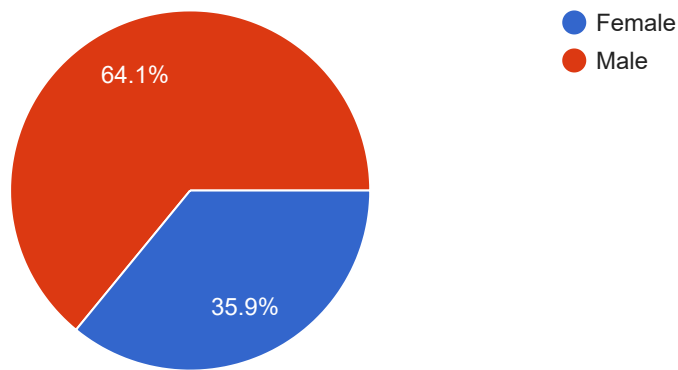
AHAMED BUHARI A

538 more responses are hidden

3. Gender

 Copy

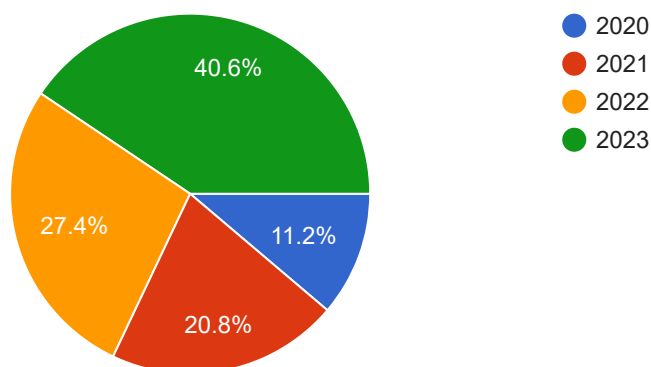
643 responses



4. Year of joining

 Copy

643 responses



5.Register Number

643 responses

810723243017

810722106008

810721104017

810723243028

810723243060

810720103302

810723243101

810723106060

810721103004

810721106012

810721106004

810721106007

810721106009

810721106003

810721106019

810721106021

810721106020

810721106001

810721106006

810721103001

810722106018



810722104055

810721104062

8107204056

810721104060

810722104029

810722104059

810720104009

810722104043

81072210401

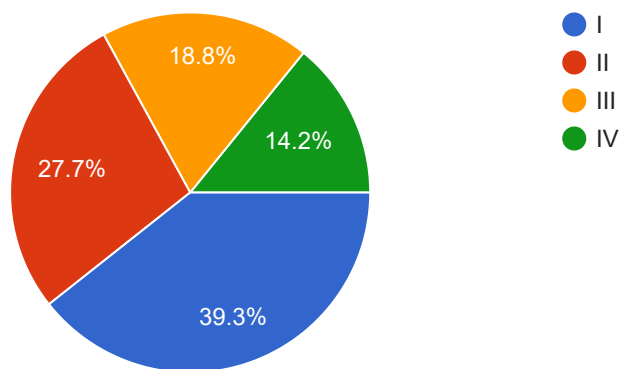
810720104004

535 more responses are hidden

6. Year

 Copy

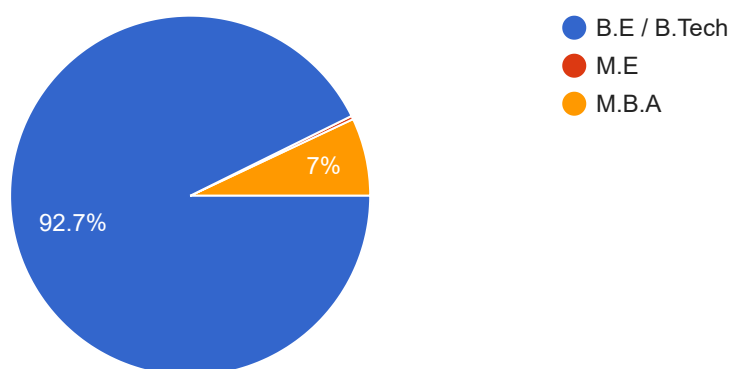
643 responses



7. What degree program are you pursuing now?

 Copy

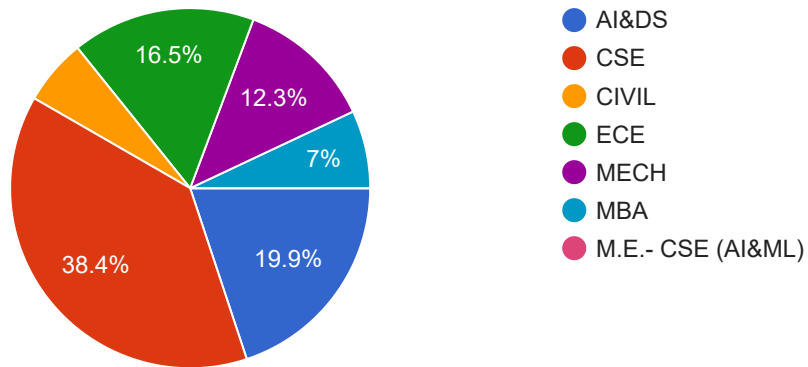
643 responses



8. Department



643 responses

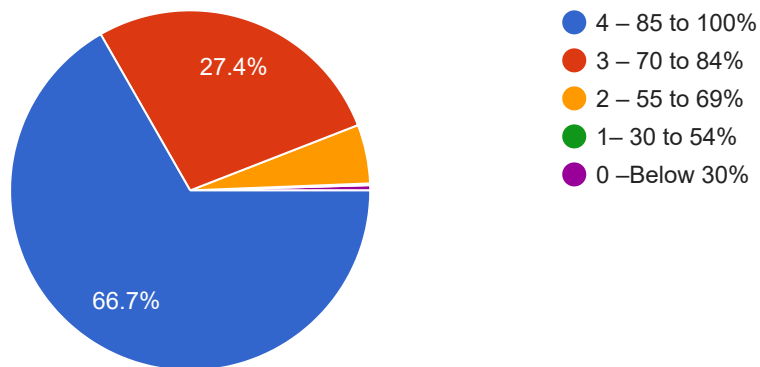


Questionnaires

1. How much of the syllabus was covered in the class?



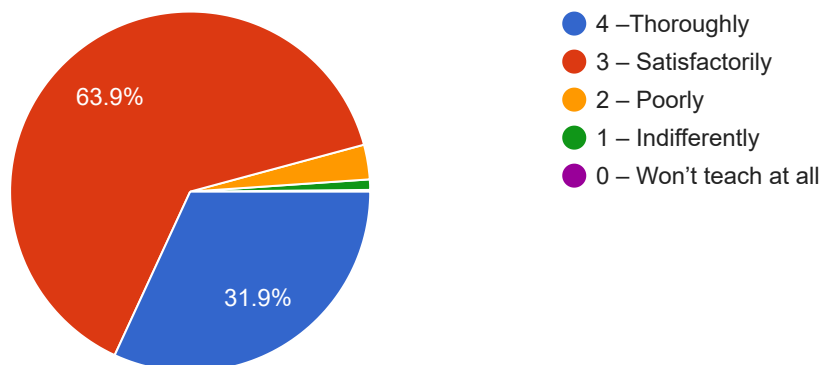
643 responses



2. How well did the teachers prepare for the classes?



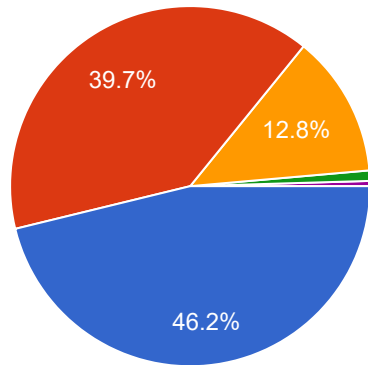
643 responses



3. How well were the teachers able to communicate?



643 responses

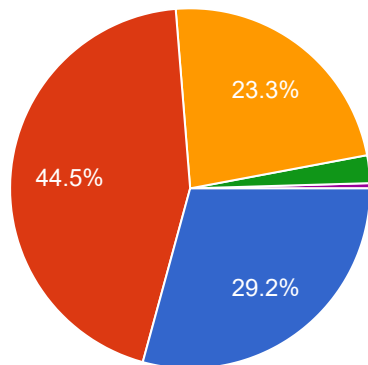


- 4 – Always effective
- 3 – Sometimes effective
- 2 – Just satisfactorily
- 1 – Generally ineffective
- 0 – Very poor communication

4. The teacher’s approach to teaching can best be described as



643 responses

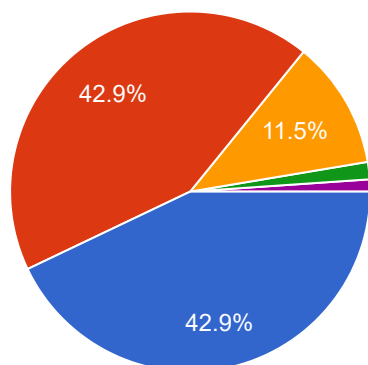


- 4 – Excellent
- 3 – Very good
- 2 – Good
- 1 – Fair
- 0 – Poor


5. Fairness of the internal evaluation process by the teachers.



643 responses



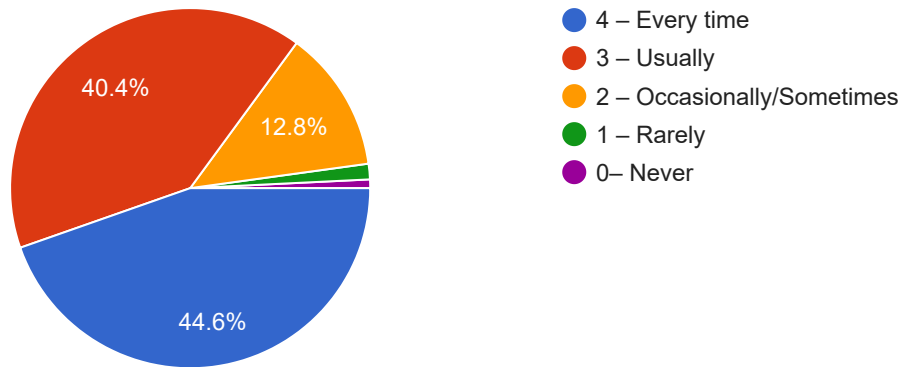
- 4 – Always fair
- 3 – Usually fair
- 2 – Sometimes unfair
- 1 – Usually unfair
- 0 – Unfair



6. Was your performance in assignments discussed with you?



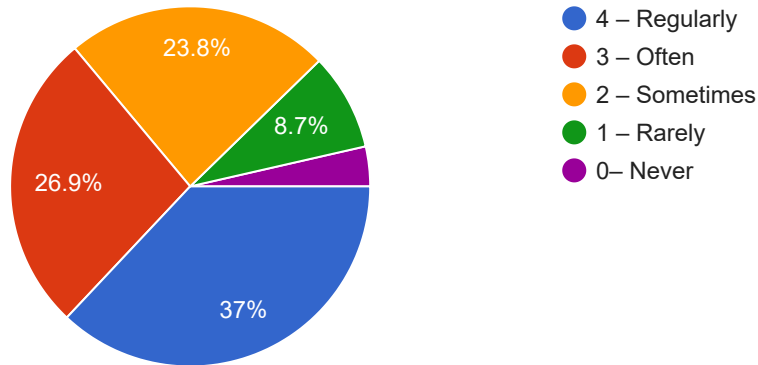
643 responses



7. The institute takes active interest in promoting internship, student exchange, field visit opportunities for students.




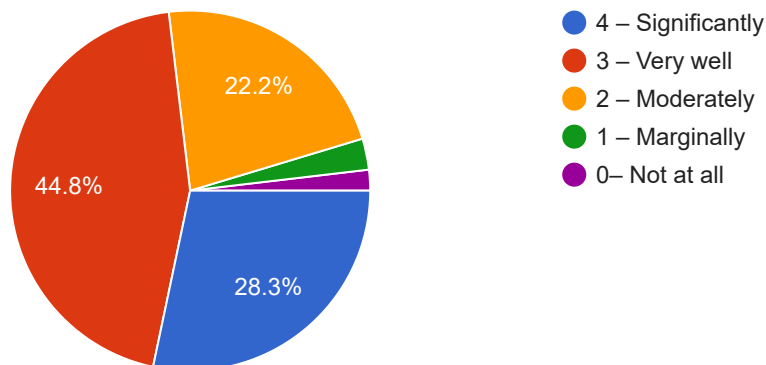
643 responses



8. The teaching and mentoring process in your institution facilitates you in cognitive, social and emotional growth.



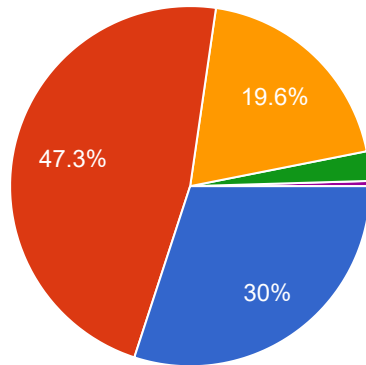
643 responses



9. The institution provides multiple opportunities to learn and grow.



643 responses

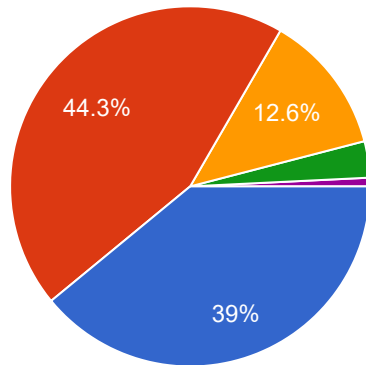


- 4 – Strongly agree
- 3 – Agree
- 2 – Neutral
- 1 – Disagree
- 0 – Strongly disagree

10. Teachers inform you about your expected competencies, course outcomes and programme outcomes.



643 responses

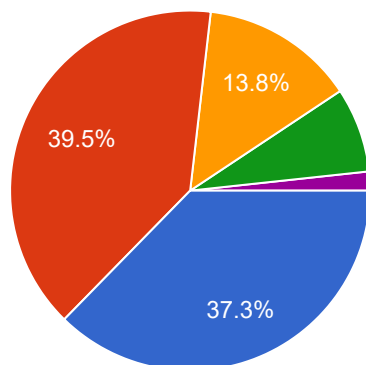


- 4 – Every time
- 3 – Usually
- 2 – Occasionally/Sometimes
- 1 – Rarely
- 0 – Never


11. Your mentor does a necessary follow-up with an assigned task to you.



643 responses



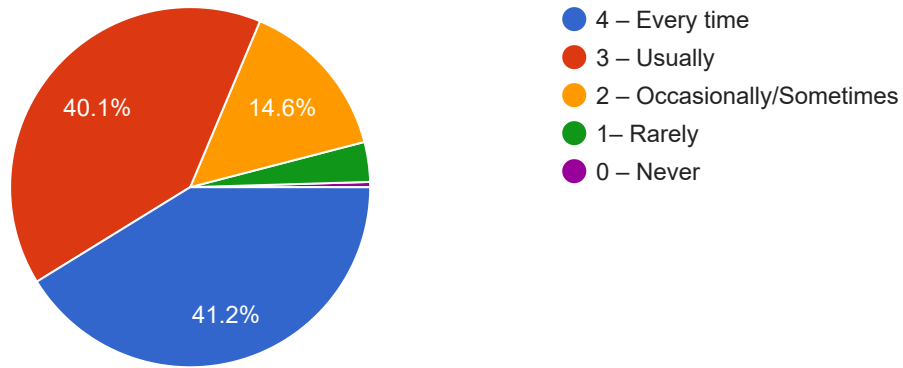
- 4 – Every time
- 3 – Usually
- 2 – Occasionally/Sometimes
- 1 – Rarely
- 0 – I don't have a mentor



12. The teachers illustrate the concepts through examples and applications.



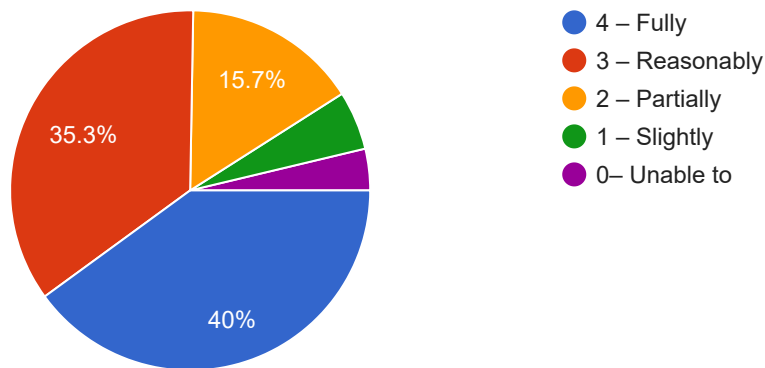
643 responses



13. The teachers identify your strengths and encourage you with providing right level of challenges.



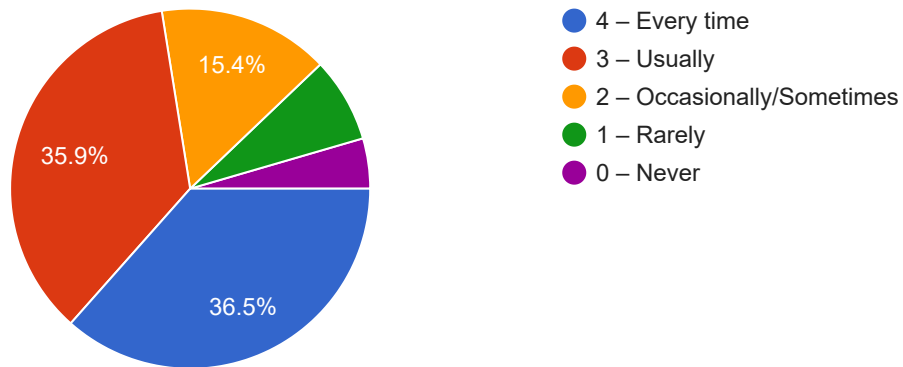
643 responses



14. Teachers are able to identify your weaknesses and help you to overcome them.



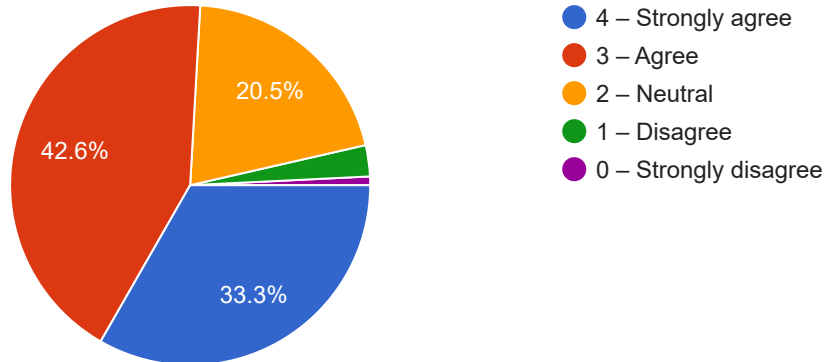
643 responses



15. The institution makes effort to engage students in the monitoring, review and continuous quality improvement of the teaching learning process.



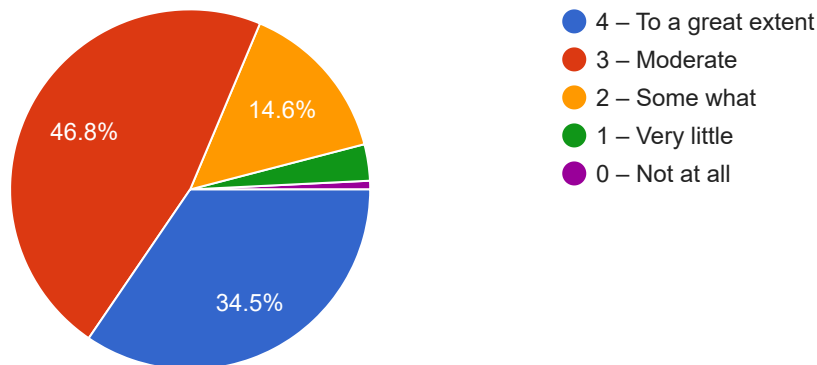
643 responses



16. The institute/ teachers use student centric methods, such as experiential learning, participative learning and problem solving methodologies for enhancing learning experiences.




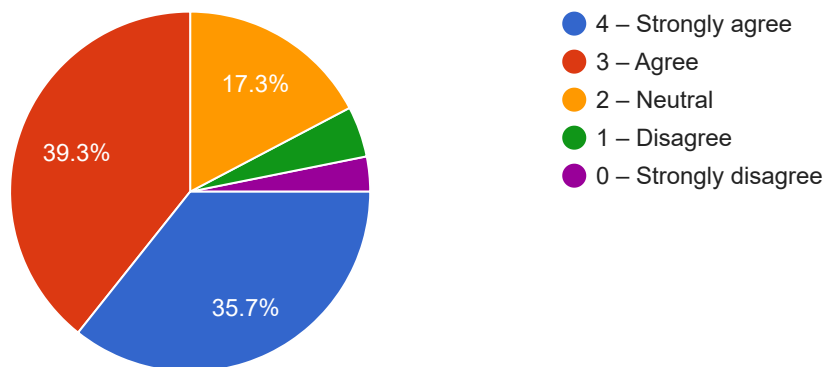
643 responses



17. Teachers encourage you to participate in extracurricular activities.



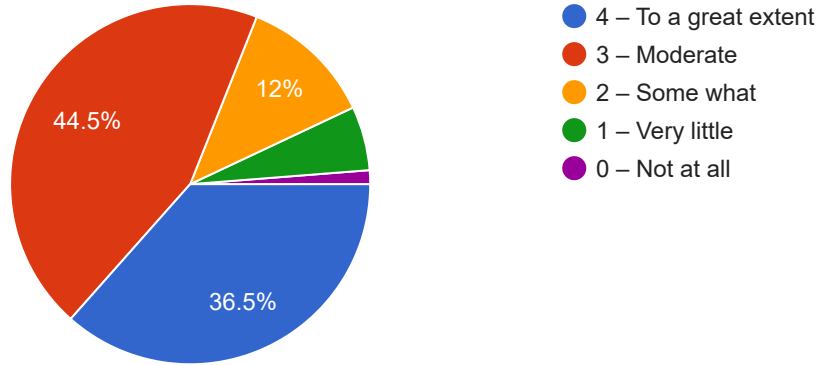
636 responses



18. Efforts are made by the institute/ teachers to inculcate soft skills, life skills and employability skills to make you ready for the world of work.



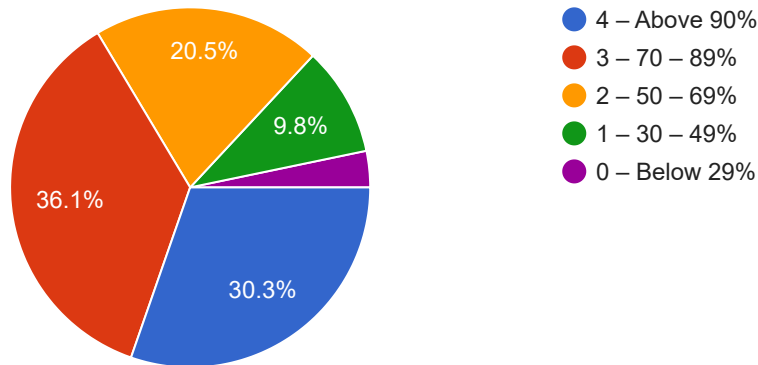
643 responses



19. What percentage of teachers use ICT tools such as LCD projector, Multimedia, etc. while teaching.



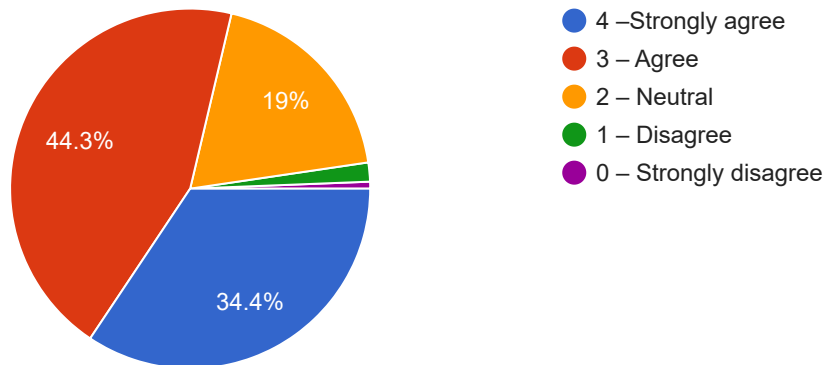
643 responses



20. The overall quality of teaching-learning process in your institute is very good.



643 responses



21. Give some observation / suggestions to improve the overall teaching – learning experience in your institution.

643 responses

Good

Nothing

Nil

Good

No

.

Nothing

-

Nill

None

No suggestions

Nice

Yes

No comments

-

Excellent

..

NIL

Very good

Good and keep it

Nothing to say



